
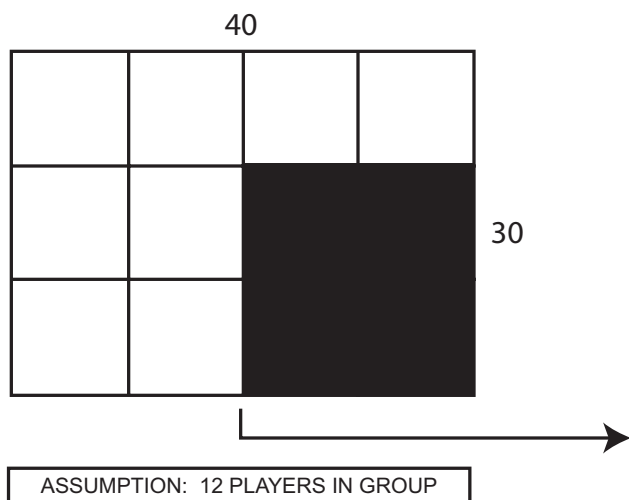


The Big Bad Wolf & The Little Piggies



Purpose

To develop close control, shielding & turning in a confined area.

Organization

Set out a 20 x 20 yard area. 10 Light player “piggies” have a ball and 2 Dark player “big bad wolves” players do not have a ball.

Game Objective

The Light players must dribble around the area. The Dark players must attempt to kick the balls out of the area. Once a Light player has lost his ball or has dribbled outside the area, he must bring it back into the area and stand with the ball above his head with his legs apart in a stationary position. Light players are released only when a Light teammate dribbles his ball through their legs. Once released, players return to the game.

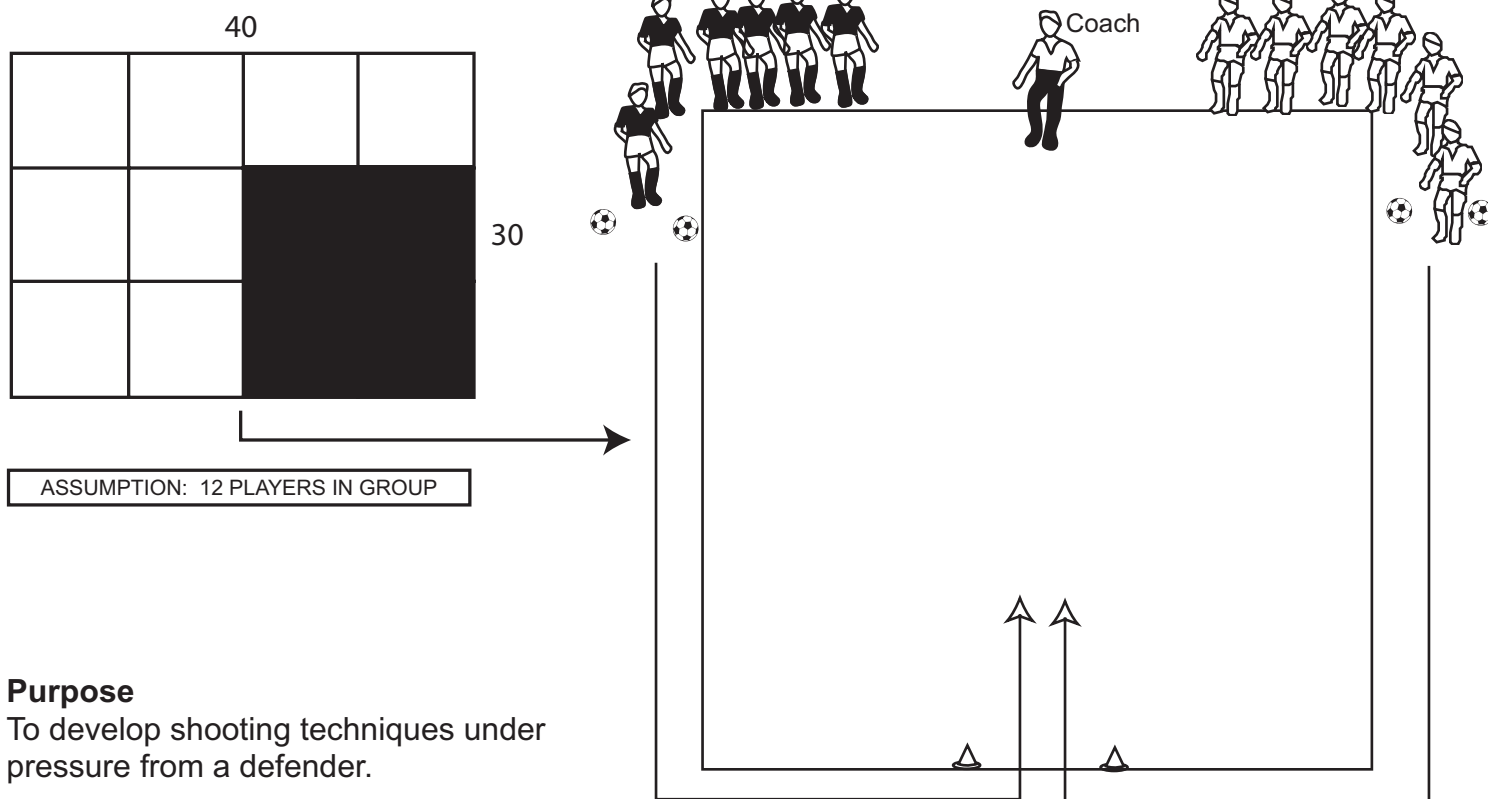
Story

The “big bad wolf” will huff and puff and he’ll blow your house down.

Key Coaching Points

1. Use your speed and change of direction to evade the “big bad wolf.”
2. Use your body to shield the ball from the “big bad wolf.”

Pirate Pete & His Pesky Parrot



Purpose

To develop shooting techniques under pressure from a defender.

Organization

Set out a 20 x 20 yard area. Position 2 teams of 6 players in opposite corners of the same end line. Number players on each team from 1 to 6. Place a gate (2 discs, 3 yards apart) at the opposite end of the area to the goal. Position the coach as the goalkeeper in the goal.

Game Objective

The coach calls out a number from 1 to 6. The respective players from each team run with the ball following the directional arrow as shown in the diagram, to the gate at the end of the grid. The first ball to cross through the gate is the ball that is used (the other is discarded). The players compete to get a shot on goal.

Story

Pirate Pete (player who keeps his ball) enters the cave to bury his treasure for safe keeping. That darned pesky parrot (the player who discards his ball) follows him into the cave nibbling at his gnarly neck.

Key Coaching Points

1. Keep the head down, eyes on the ball.
2. Strike the ball with the laces.
3. Follow through in the direction of the target.